


DATA SHEET

MCScap plasters

Plaster for fixing cup EEG electrodes on the skin.

| REF | Quantity |
|-----------|----------|
| 003-0-345 | 10 pcs. |
| 003-0-346 | 100 pcs. |



SET

- MCScap plasters.


DESCRIPTION

A round-shaped plaster with a hole for a gel needle is designed for one-time fixation of MCScap-NT,T,TC electrodes on the skin.


SPECIFICATION

| | |
|--|---|
| Material of the fixator | non-woven fabric with an adhesive layer |
| Dimensions (LxWxH) | 40 x 40 x 0,5 mm |
| The diameter of the hole in the electrode to add gel | 3 mm |
| Amount in a package | 10 pcs. (REF 003-0-345) 100 pcs. (REF 003-0-346) |
| Net weight | < 1 g |
| Gross weight | < 5 g (REF 003-0-345) < 50 g (REF 003-0-346) |


PREPARATION FOR USE



Remove protective layer



Attach the electrode with the outer side to the adhesive surface of the plaster so that the holes for the gel on the electrode and the patch coincide



Apply a plaster with an electrode to the prepared skin

