

Electrode cap PROFESSIONAL

Textile cap with preinstalled Ag/AgCl sintered MCScap-NTC electrodes with DB-25M common connector.

REF	Size	Head circumference
003-3-001	XL	60-66 cm
003-3-002	XL/L	57-63 cm
003-3-003	L	54-60 cm
003-3-004	L/M	51-57 cm
003-3-005	M	48-54 cm
003-3-006	M/S	45-51 cm
003-3-007	S	42-48 cm



INTENDED USE

For registration of electrical potentials of the cerebral cortex (EEG).

SET

- Electrode cap PROFESSIONAL,
- spare electrode,
- operational documentation,
- bag.

DESCRIPTION


Electrode cap PROFESSIONAL is the textile cap with pre-installed Ag/AgCl sintered MCScap-NTC electrodes with DB-25M common connector. The electrode cap is designed for use with electroencephalographs and biological signal amplifiers.

Electrode cap PROFESSIONAL is recommended for routine EEG, scientific EEG, high density EEG*


(*optional)

Textile cap is made of elastic material, preserving the shape and size. The cap provides the exact position of the electrodes on the head without additional measurements and adjustments. Large holes are provided for ventilation and access to the electrodes and patient's skin. The cap is fixed on the head with the chin or chest belt. The caps are marked according to the 10-10 system. Size identification is carried out by the color of the material or by the color of the seam.

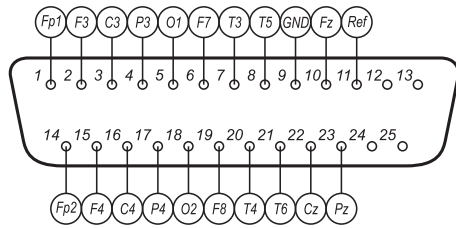
MCScap-NTC is a cup with skirt Ag / AgCl sintered electrode for EEG recording. The shape of the electrode in the form of a bowl with a wide skirt allows you to achieve a snug fit to the patient's head and provides comfort throughout the study, and also does not allow the electrode gel to flow out of the electrode body. The Ag / AgCl sintered electrode material guarantees minimum polarization and long-term signal stability, as well as an increased electrode life. The conductive surface of the MCScap electrodes is not in direct contact with the skin. Contact is provided by a conductive substance. A hole in the electrodes is provided to add a conductive gel. Electrode have additional labeling what makes easy to rearrange them to new textile base.

 *It is allowed to change the specification by prior agreement. Please contact the manufacturer for information on available options.*

SPECIFICATION

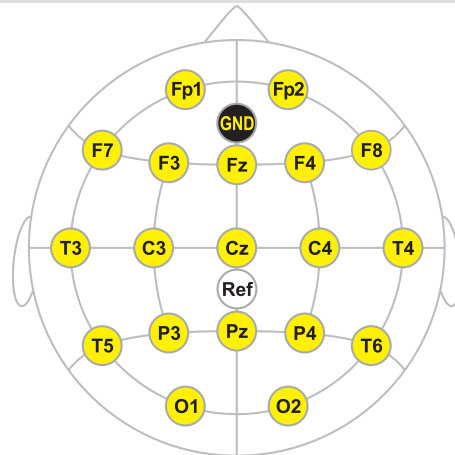
Types of EEG examinations	routine EEG, scientific EEG.
Recommended body position during examination	sitting position
Electrode	 MCScap-NTC
Material of electrode conductive surface	Ag/AgCl sintered
Electrode body material	plastic
The need to use an electrode contact substance	required
Square of electrode conductive surface	26 mm ²
Internal diameter of the electrode at the point of contact of the electrode contact substance with the skin	10 mm
Surface area of contact of the electrode substance with the skin	78.5 mm ²
Outer diameter of the electrode at the point of contact with the skin	15 mm
Distance from the skin to the electrode conductive surface	3.2 mm
The diameter of the hole in the electrode to add gel	2.8 mm
Electrode polarization	≤ 50 mV
Resistance of electrodes insulation	≥ 1000 MΩ
Dielectric strength of electrodes insulation	1500 V
The impedance of the electrode	≤ 5 kΩ
Number of electrodes / channels	21 / 20
Electrode positions	Fp1, Fp2, F3, F4, C3, C4, P3, P4, O1, O2, F7, F8, T3, T4, T5, T6, Cz, Fz, Pz, GND Fp1, Fp2, F3, F4, C3, C4, P3, P4, O1, O2, F7, F8, T7(T3), T8(T4), P7 (T5), P8(T6), Cz, Fz, Pz, GND, Ref
Connector type	DB-25M
Cable length	1.5 m
Location of the output of the electrode cable from the cap	back of the head
Ear electrodes	no
Marking of the textile cap	yes
Marking of the electrodes	yes
Weight of EEG cap	< 250 g
Net weight	< 850 g
Gross weight	< 900 g

PIN LAYOUTS OF COMMON CONNECTOR



#23-01 (21 electrodes)

SCHEME OF ELECTRODE ARRANGEMENT



Manufacturer's code: 23M21 (21 electrodes)

For information about other possible EEG electrode arrays, contact the manufacturer.